

CMBABU Four Umpire Clinic

June 2nd, 2024

Credits to Little League Head Quarters text document four umpires

Barry Fuller
Interpreter CMBABU

Crew chief (plate umpire in most cases) will communicate with all umpires assigned to the game:

- Time to meet
- Where to meet
- Attire for the game
- Riding arrangements
- Assign backup plate umpire

Crew chief will be the only one who communicates with the host school regarding:

- Changing facilities
- Pregame ceremonies
- Parking considerations
- Onsite administrator
- Healthcare availability

Crew Chief will conduct meeting at home plate with:

- Introduction of the crew
- Congratulation for making the tournament
- Comments per NFHS & MPA requirements:
 - Properly equipped
 - Sportsmanship compliance
 - Share healthcare personnel

Full Crew Post game review for lessons for next assignment.

Crew chief report results to assignor.

Crew chief report issues to the interpreter.

Thanks for what you do. Have fun.

No sun glasses on at meeting, add nothing as a base umpire even if asked if you have something to add



Stand on grass behind dirt area shoulder to shoulder in relative position with second base umpire next to plate umpire



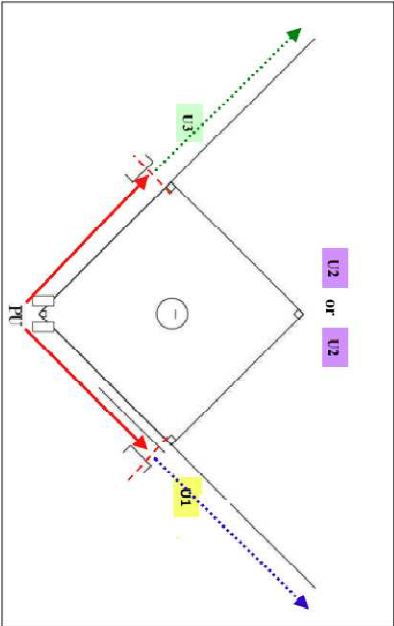
BASIC INSTRUCTIONS TO UMPIRES WORKING THE FOUR MAN SYSTEM

Table 1

1	U1 and U3 Set up with both feet in foul territory with the inside foot just off of the foul line. Starting 10-12 feet behind the fielder when in normal playing position. If fielder moves up, you move up, but never closer than 10-12 feet from bag. If fielder moves back, reduce distance, but always stay 1-2 steps behind the fielder.
2	One umpire will go out on ALL fly balls and line drives to the outfield, as well as on all batted balls that have potential for trouble (out of play areas, spectator interference, etc.). Outfield coverage is not required on line drives in the gap that are immediately read as not catchable and are not susceptible to trouble such as spectator interference or resulting in an award of bases.
3	Umpires going out on fly balls/line drives to the outfield should go out as far as possible, but MUST be stopped prior to the play. Remember angle over distance!
4	If an umpire goes out, that umpire does not return to the infield until the play is completed.
5	Whenever runner(s) are on base (other than a runner on 3 rd base only), U2 will set up inside at 2 nd base. U2 may work on either side of 2 nd base; depending on which side the umpire feels more comfortable.
6	Umpires working inside at 2 nd base will not go out on fly balls/line drives to the outfield.
7	Upon completion of a play where an umpire goes out on a ball, the covering umpire should not release until the umpire who went out has returned and assumed responsibility of the runner.
8	Remember the adage, "Vacate and Occupy." Whenever an umpire vacates his designated base, another umpire must occupy that base.

BASIC PRECEPTS FOR ANY UMPIRING SYSTEM

1	Plate umpire is responsible for giving the pre-game conference. Follow an established, orderly progression starting with fair/foul responsibilities, fly ball coverage for infield and outfield, signals and positioning. An hour is not too long.
2	No umpire needs call (voice or mechanic) the obvious foul ball and the call, when made, is never echoed by other umpires.
3	Balls off the batter while the batter may still in the batter's box may require base umpire(s) to make the call. However, <u>WAIT</u> for the plate umpire to make the call and then if you are <u>100% certain</u> the batted ball was off the batter, call " TIME ", LOUDLY .
4	The umpire that will make the fair/foul call is the same umpire that will make the catch/no-catch call.
5	Anytime a base umpire goes out to make a call in the outfield, that umpire will STAY OUT . Be set for the touch/catch by the fielder, make the call, and continue moving away from the infield.
6	The second base umpire should move into the infield on the side opposite the direction of the ball when required to come inside.



Fair/Foul Responsibilities

PU	U1	U2	U3
The PU has the call on both lines up to but not including the base. Assumes entire foul line when U1 or U3 abandons the line.	Has the call on any bounding ball that reaches the front edge of the base and any line-drive/fly ball that is first touched or touches between the front edge of base and umpire's chest.	None	Has the call on any bounding ball that reaches the front edge of the base and any line-drive/fly ball that is first touched or touches between the front edge of base and umpire's chest.
	Also, has the call from the front edge of the base to foul pole when going out on a ball down the line.		Also, has the call from the front edge of the base to foul pole when going out on a ball down the line

NOTE: If as the base umpire you are 100% certain that you see a batted ball touch the batter and the plate umpire does not come up and call "Foul" or "Time", then you should stop all play by loudly calling "TIME"!

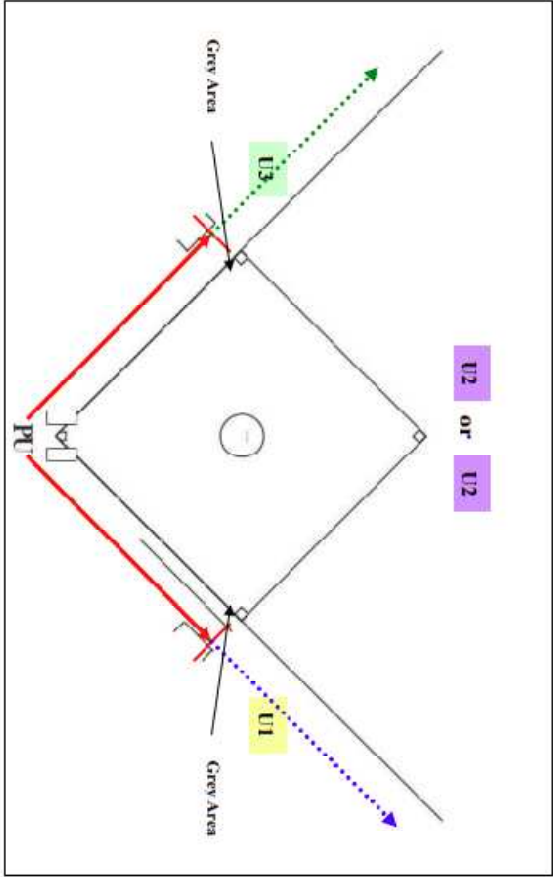


Diagram 1

Fair/Foul Responsibilities

PU	U1	U2	U3
To front of bag.	From bag and beyond and if fouled off the batter in the batters box.	None. Except when fouled off the batter in the batters box.	From bag and beyond and if fouled off the batter in the batters box.
“Grey Area” when fielder (1 st baseman for U1 and 3 rd baseman for U3) is about even with the bag and PU cannot get a good look –COMMUNICATE			

90 Foot Diamond

Four-Umpire Mechanics (Rotation System)

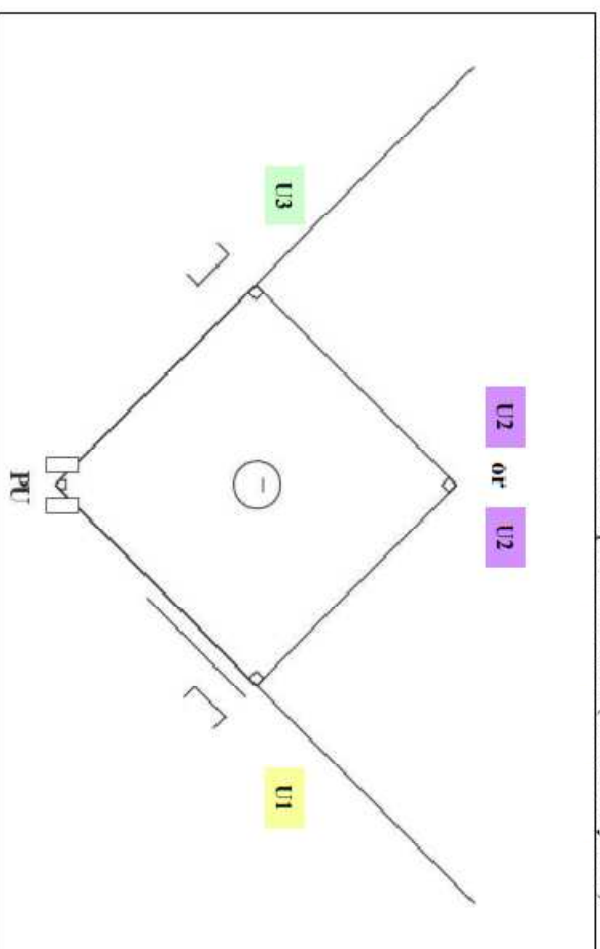


Diagram 2

No Runners on Base, Starting Positions

PU	U1	U2	U3
	10-15 feet behind normally positioned 1 st baseman.	In B or C position about 10 feet into the outfield grass. Key off the CF's positioning.	10-15 feet behind normally positioned 3 rd baseman.

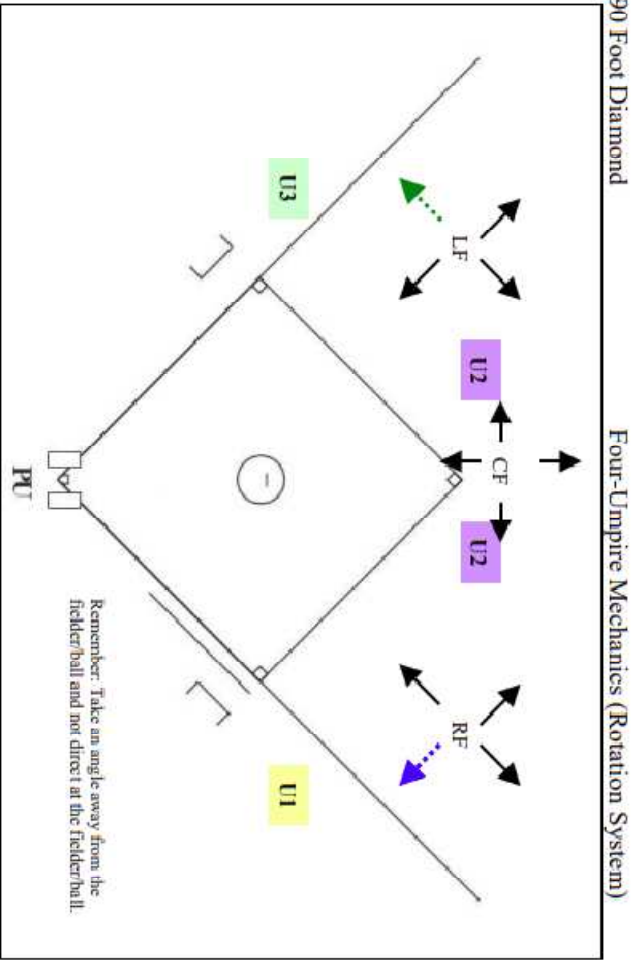


Diagram 3

No Runners on Base, Outfield Fly Ball Responsibilities

PU	U1	U2	U3
None	RF coming toward the line	The "U". All of CF, RF coming in and going back and to his RIGHT, and LF coming in and going back and to his LEFT.	LF coming toward the line

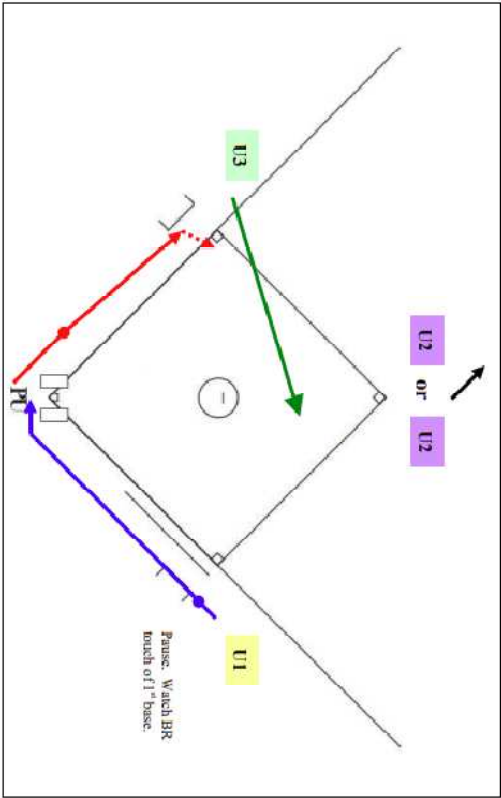


Diagram 4

No Runners on Base, Fly Ball to U2's AOR
ROTATION # 2

PU	U1	U2	U3
Moves to 3 rd base cutout via foul territory; does NOT wait until BR has touched 2 nd base. Responsible for: BR to 3 rd , and BR back into 3 rd .	Responsible for touch of BR at 1 st base, pausing to read forward progress of BR, when BR commits to 2 nd , then to point of the plate. Responsible for: BR touch of 1 st , BR back into 1 st , and BR at home.	Goes out.	Move into the working area on B side. Responsible for: BR to 2 nd , and BR back into 2 nd .

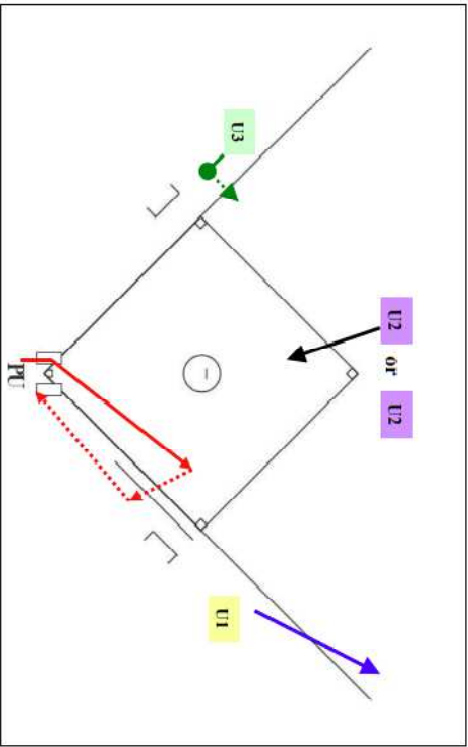
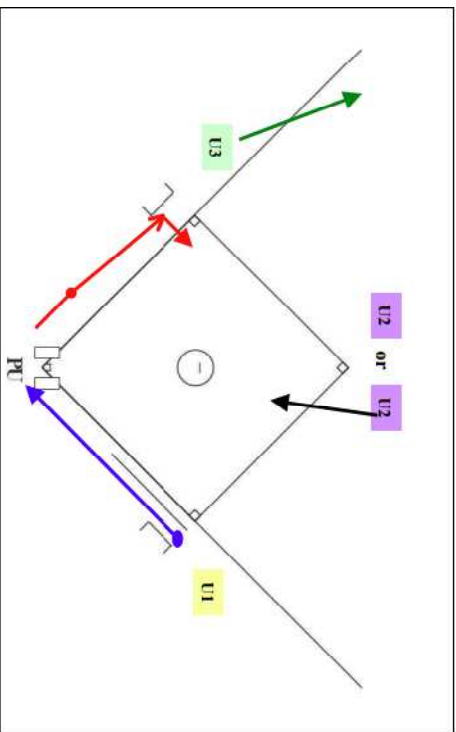


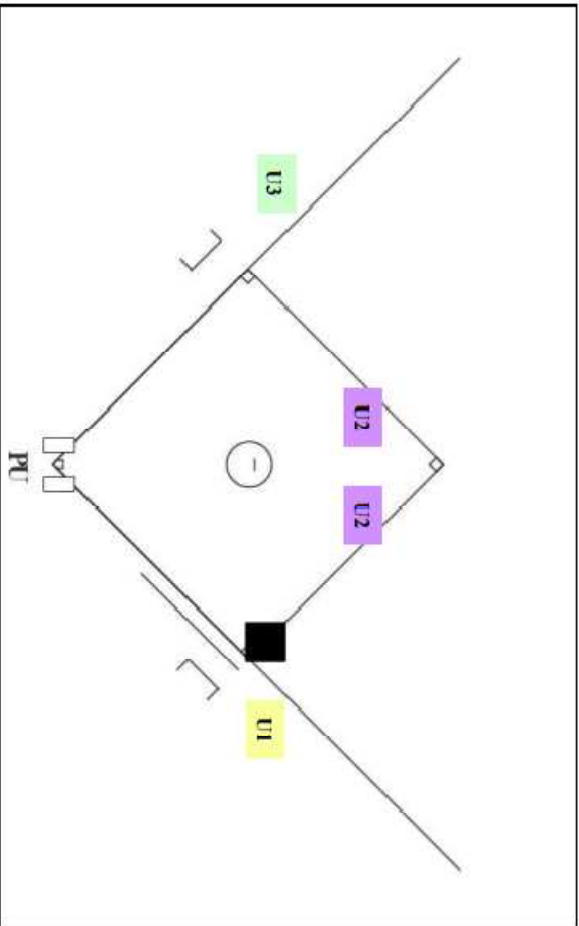
Diagram 5

No Runners on Base, Fly Ball to U1 & AOR
PU TO FIRST # 1

PU	U1	U2	U3
Moves up the 1 st base line in fair territory. <u>Responsible for:</u> BR touch of 1 st , BR back into 1 st , and BR at home.	Goes out.	Moves into working area on C Side via second base side of diamond. <u>Responsible for:</u> BR to 2 nd .	Takes a few steps closer to 3 rd base in fair territory. If Br advances to 3 rd , move a step or two inside fair territory for play at 3 rd . <u>Responsible for:</u> BR to 3 rd .
Heads back to home when BR touches 2 nd base.			

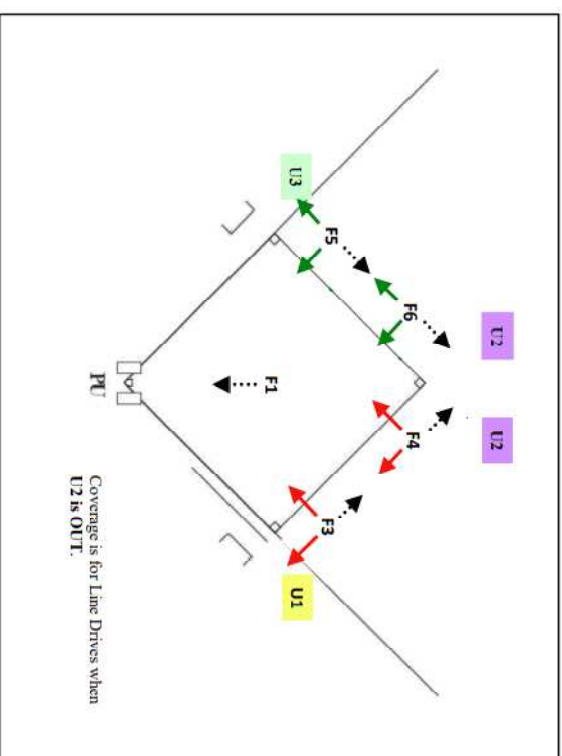


PU	U1	U2	U3
Moves toward 3 rd base in foul territory reading the ball as he travels down the line. Moves into the 3 rd base cutoff.	Moves toward 1 st base in foul territory.	Move into working area on B side.	Goes out.
Responsible for: BR touch of 1 st , and BR back into 1 st .	Responsible for: When BR reaches 2 nd base, Reads movement of PU down the 3 rd baseline and moves to the point of the plate to set up for any play there and takes 3 rd baseline extended if throw is bad.	Responsible for: BR to 2 nd , and BR back into 2 nd .	
Responsible for: BR to 3 rd , and BR back into 3 rd .	Responsible for: BR at the plate.		



Runner on First Base (only), Starting Positions

PU	U1	U2	U3
	Moves in closer to the bag for pickoffs.	Can set up in B or C. Square to the plate on the edge of the infield grass line. Has NO Outfield Fly Ball responsibility.	10-15 feet behind normally positioned 3 rd baseman.



Infield Line Drive and Pop Up Responsibilities

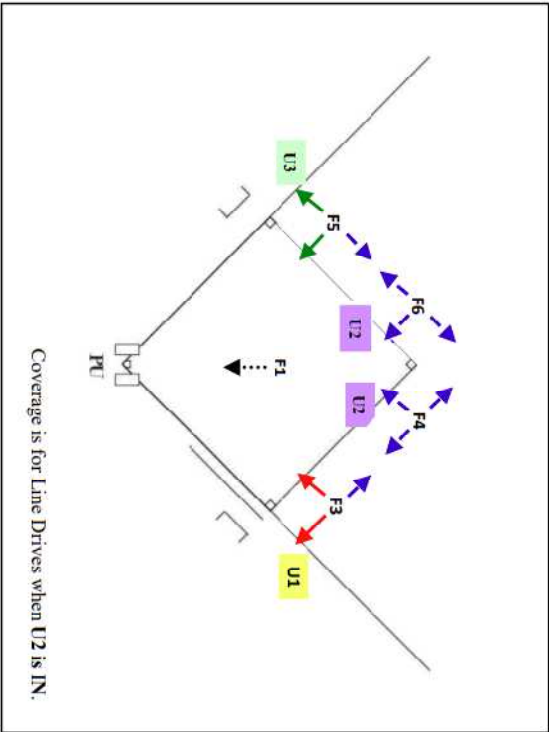
U2 OUTSIDE

POP-UPS			
PU	U1	U2	U3
Has all.	None	None	None

LINE DRIVES

PU	U1	U2	U3
F1 - Going in	F3 - Going in or toward line	None	F5 - Going in or toward line
F3 - Going toward 2 nd	F4 - Going in or toward line		F6 - Going in or toward line
F4 - Going toward 2 nd			
F5 - Going toward 2 nd			
F6 - Going toward 2 nd			

Note: In most catch/no catch situations – the umpire who has the view of the ball going into the open glove will make the call. **DISCUSS AT THE PREGAME CONFERENCE.**



Infield Line Drive and Pop Up Responsibilities
U2 INSIDE

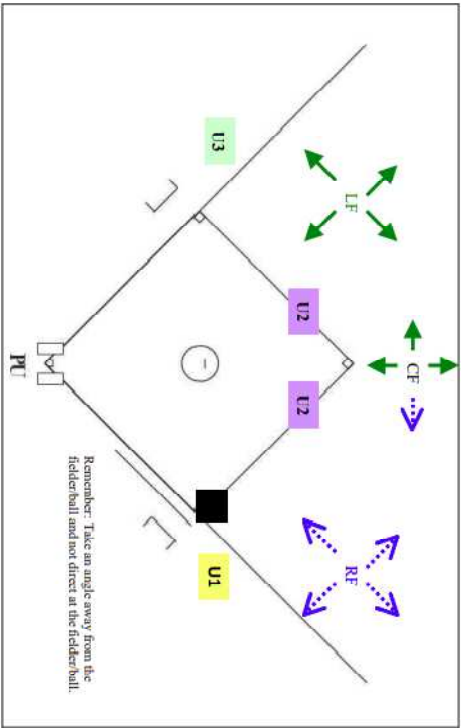
POP-UPS			
PU	U1	U2	U3
Pitcher and catcher, as well as fair/foul areas when popped up in that area.	None	All, except pitcher and catcher	None

LINE DRIVES			
PU	U1	U2	U3
F1 - Going in	F3 - Going in or toward line	F4 - Going in, to Left, & to Right F6 - Going in, to Left, & to Right	F5 - Going in or toward line
		F3 - Going to toward 2 nd F5 - Going to toward 2 nd	

Note: In most catch/no catch situations – the umpire who has the view of the ball going into the open glove will make the call. **DISCUSS AT THE PRE GAME CONFERENCE.**

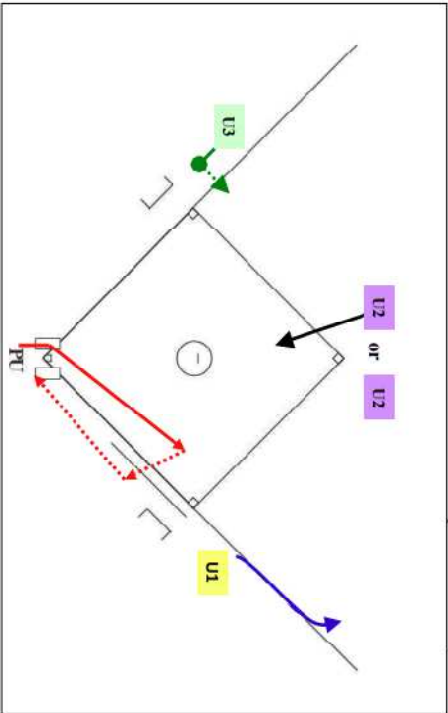
70°/90° Diamond

Four-Umpire Mechanics (Rotation System)



Outfield Fly Ball Responsibilities
U2 INSIDE

PU	U1	U2	U3
None	U1 has 40% of the "60/40 split". RF - Going In, Back, toward CF, & toward RF line CF - Going toward RF	None	U3 has 60% of the "60/40 split". LF - Going In, Back, toward CF, & toward LF line CF - Going In, Back, & toward LF

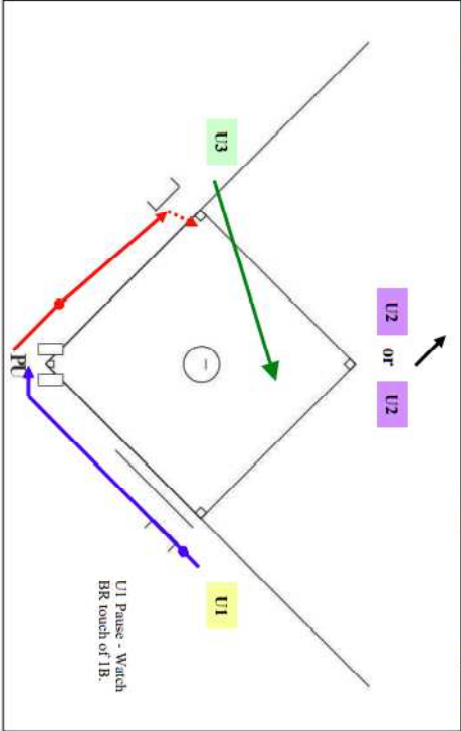


0 Runners Fly Ball to U1's AOR
PU TO FIRST # 1

PU	U1	U2	U3
Clear the catcher to left. Read U1 going out, and move up the 1 st base line in fair territory.	Goes out on the ball. Responsible for: Catch/no catch call.	Move into the working area behind pitcher's mound on C side.	Move 1-2 steps toward 3 rd base in foul territory.
Responsible for: BR touch of 1 st ; BR back into 1 st , and BR at home.	Must see ball fielded and thrown back to infield.	Responsible for: BR to 2 nd , and BR back into 2 nd .	If BR advances to 3 rd , move 1-2 steps into fair territory for any play at 3 rd .
Heads back to home when BR touches 2 nd base.	Stays out until the play has ended.		Responsible for: BR to 3 rd , and BR back into 3 rd

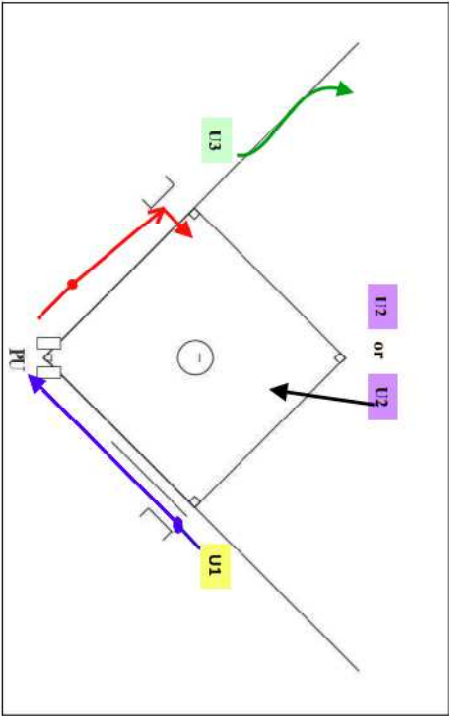
70°/90° Diamond

Four-Umpire Mechanics (Rotation System)



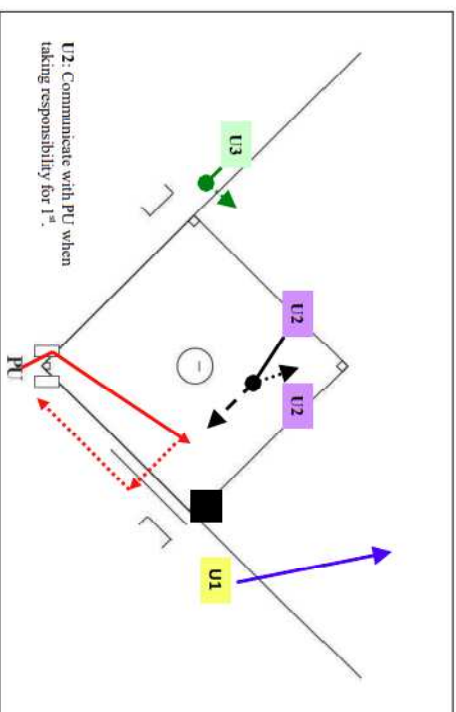
0 Runners Fly Ball to U2's AOR
ROTATION # 1

PU	U1	U2	U3
Clear the catcher to the left. Read U2 going out and U3 moving in to 2 nd base cutoff	Move toward 1st base in foul territory to see BR touch of 1st base.	Goes out on the ball. Responsible for: Catch/no catch call. Must see ball fielded and thrown back to infield.	Move into the working area behind pitcher's mound on B side.
Move toward 3 rd base in foul territory reading the ball as you travel down the line.	Pause to read forward progress of BR, When BR commits to 2nd, read movement of PU down the 3rd baseline, then move to point of the plate.	Stays out until the play has ended.	Responsible for: BR back into 1st after release from U1, BR to 2 nd , and BR back into 2 nd .
Move into the 3 rd base cutoff for any play at 3 rd .	Responsible for: BR touch of 1 st , BR back into 1 st , and BR at home.		Must take any play at 1st after U1 has gone to the plate.
Responsible for: BR to 3 rd , and BR back into 3 rd .	Responsible for: BR touch of 1 st , BR back into 1 st , and BR at home.		
<i>Communicate to partners, "I've Got 3rd!"</i>	<i>Communicate to U3, "Going Home!"</i>		



0 Runners
Fly Ball to U3's AOR
ROTATION # 2

PU	U1	U2	U3
Clear the catcher to the left. Read U3 going out. Move toward 3 rd base in foul territory reading the ball as you travel down the line. Move into the 3 rd base cutoff for any play at 3 rd .	Move toward 1st base in foul territory to see BR touch of 1st base. P pause to read forward progress of BR. When BR commits to 2nd, read movement of PU down the 3rd baseline, then move to point of the plate to set up for any play.	Move into the working area behind pitcher's mound on "B" side. Responsible for: BR back into 1st after release from U1, BR to 2 nd , and BR back into 2 nd . Must take any play at 1st after U1 has gone to the plate.	Goes out on the ball. Responsible for: Catch/no catch call. Must see ball fielded and thrown back to infield. Stays out until the play has ended.
Responsible for: BR to 3 rd , and BR back into 3 rd . <i>Communicate to partners, "We Got 3rd!"</i>	Responsible for: BR touch of 1 st , BR back into 1 st , and BR at the plate. <i>Communicate to U2, "Going Home!"</i>		



R1 ONLY Fly Ball to U1's AOR
PU TO FIRST # 2

PU	U1	U2	U3
Clear the catcher to left. Read U1 going out and move toward 1 st base in fair territory.	Goes out on the ball. Responsible for: Catch/no catch call.	Step up, turn, and face the ball from the working area on the B Side. Read U1 going out. When R1 goes to 3 rd , release R1 to U3. You now have BR to 2 nd and BR back to 1 st .	Move a 1-2 steps toward 3 rd base in foul territory. If runner advances to 3 rd , move 1-2 steps into fair territory for any play at 3 rd .
Responsible for: R1 tag-up at 1st, R1 back into 1 st , BR touch of 1 st , and BR back into 1 st .	Must see ball fielded and thrown back to infield. Stays out until the play has ended.	Responsible for: R1 to 2 nd , R1 back into 2 nd , BR back into 1st after release from PU, BR to 2 nd , and BR back into 2 nd	Responsible for: R1 to 3 rd , R1 back into 3 rd , BR to 3 rd , and BR back into 3 rd .
Heads home to point of the plate when R1 passes 2 nd base.			
Responsible for: R1 at home, and BR at home.			
		<i>Communicate with PU "I've got the BR!"</i>	

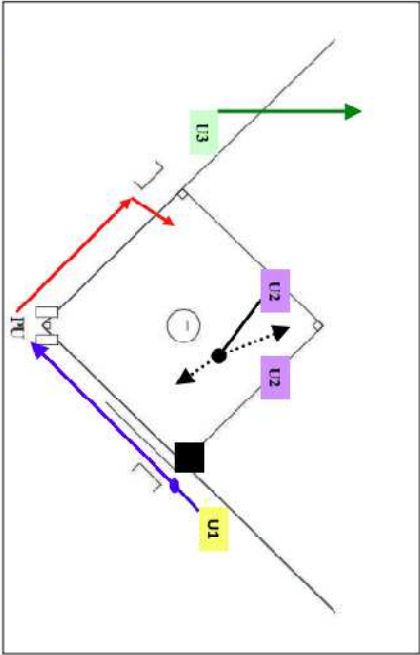
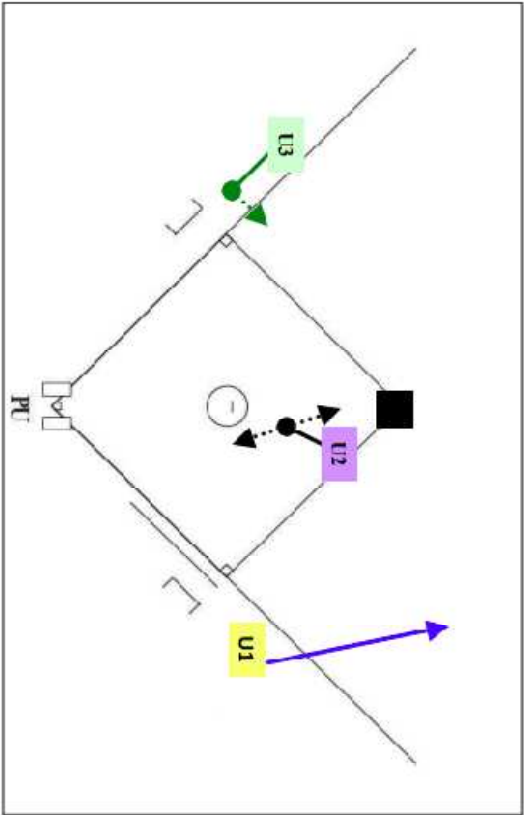


Diagram 10

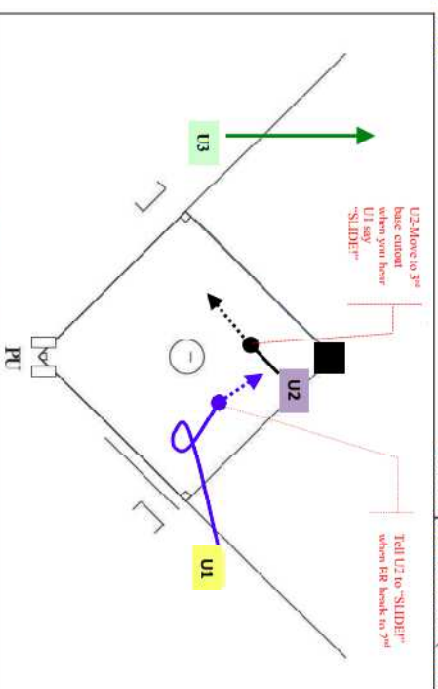
R1 ONLY **FLY BALL TO U3'S AOR**
ROTATION # 3

PU	U1	U2	U3
Clear the catcher to the left. Read U3 going out.	Move toward 1 st base in foul territory to line up ball/fielder with R1 for possible tag-up.	Step up, turn, and face the ball from the working area on the B Side.	Goes out on the ball. Responsible for: Catch/no catch call.
Move toward 3 rd base in foul territory reading the ball as you travel down the line.	See BR touch of 1 st base and P pause to read forward progress of BR.	Read U3 going out.	Must see ball fielded and thrown back to infield.
Move into the 3 rd base cutout for any play at 3 rd .	When BR commits to 2nd, read movement of PU down the 3 rd baseline, then move to point of the plate to set up for any play.	R1 to 2 nd ; R1 back into 2 nd ; BR back into 1st after release from U1, BR to 2 nd ; BR back into 2 nd .	Stays out until the play has ended.
Responsible for: R1 to 3 rd ; R1 back into 3 rd ; BR to 3 rd and BR back into 3 rd .	Responsible for: R1 tag up at 1st; R1 back into 1 st ; BR touch of 1 st ; BR back into 1 st ; R1 at home, and BR at home.	Must take any play at 1 st after U1 has gone to the plate.	
<i>Communicate to partners, "I've Got 3rd!"</i>	<i>Communicate to U2, "Go Home Home!"</i>		



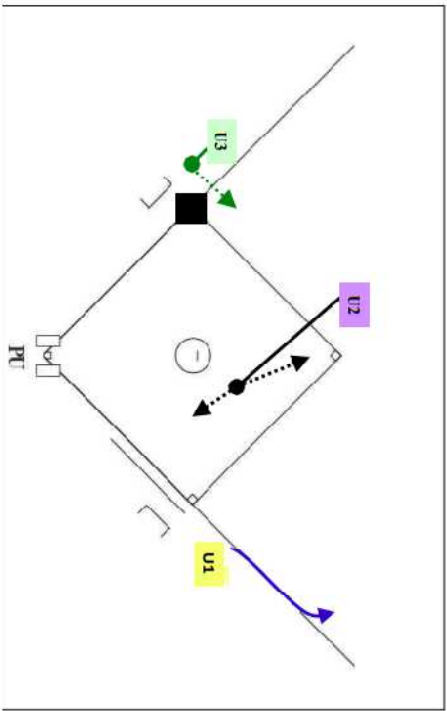
R2 ONLY Fly Ball to U1's AOR

PU	U1	U2	U3
Clear the catcher to the left and observe play from foul territory. Responsible for: R2 to home, and BR to home.	Goes out on the ball. Responsible for: Catch/no catch call. Must see ball fielded and thrown back to infield. Stays out until the play has ended.	Step up, turn, and face the ball from the working area on the B Side. Read U1 going out. Responsible for: R2 tag up, R2 back into 2 nd , BR touch of 1 st , BR back into 1 st , BR to 2 nd , and BR back into 2 nd .	Move a 1-2 steps toward 3 rd base in foul territory. If runner advances to 3 rd , move 1-2 steps into fair territory for any play at 3 rd . Responsible for: R2 to 3 rd , R2 back into 3 rd , BR to 3 rd , and BR back into 3 rd .



R2 ONLY **NON-CATCHABLE** Fly Ball to U3's AOR **SLIDE PLAY**

PU	U1	U2	U3
Clear the catcher to the left and observe play from foul territory.	Read U3 going out on a NON-CATCHABLE ball.	Step up, turn, and face the ball from the working area on the C Side.	Goes out on a NON-CATCHABLE ball.
Responsible for: R2 at home, and BR at home.	Pivot into area at 1 st base cut-out to see BR touch of 1 st .	Read U3 going out on a NON-CATCHABLE ball. You have all plays at 2 nd and 3 rd until told to "SLIDE" by U1.	Responsible for: Ball being fielded and thrown back into infield.
	When BR heads to 2nd, communicate to U2 "SLIDE!"	If U1 communicates, "SLIDE", move to 3 rd base cutoff for all plays at 3 rd .	Stays out until the play has ended.
	You now have all calls at 2 nd base.		
	Responsible for: BR touch of 1 st , BR back into 1 st , After SLIDE BR to 2 nd , and BR back into 2 nd	Responsible for: R2 to 3 rd , R2 back into 3 rd , BR to 3 rd , and BR back into 3 rd .	
		Note: You also have BR to 2 nd if U1 does NOT tell you to SLIDE!	

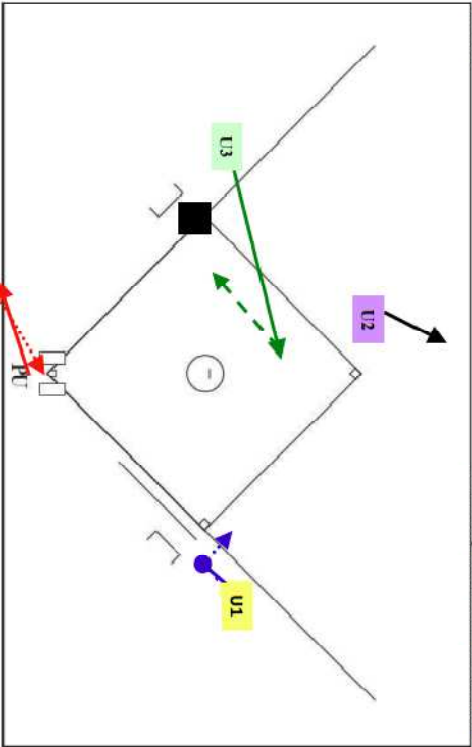


R3 ONLY Fly Ball to U1's AOR

PU	U1	U2	U3
Clear the catcher to the left and observe play from foul territory. Responsible for: R3 at home, and BR at home.	Goes out on the ball. Responsible for: Catch/no catch call. Must see ball fielded and thrown back to infield. Stays out until the play has ended.	Move into working area on B Side. Responsible for: <i>If ball is not caught</i> BR touch of 1 st , BR back into 1 st , BR to 2 nd , and BR back into 2 nd .	Move a 1-2 steps toward 3 rd base in foul territory to line up tag up of R3 with ball/fielder. Move 1-2 steps into fair territory for any play at 3 rd . Responsible for: R3 tag up at 3rd. R3 back into 3 rd , <i>If ball is not caught</i> BR to 3 rd , and BR back into 3 rd .

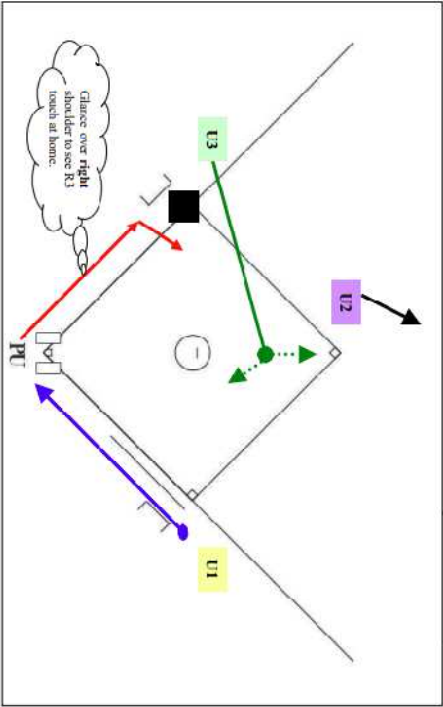
70°/90° Diamond

Four-Umpire Mechanics (Rotation System)



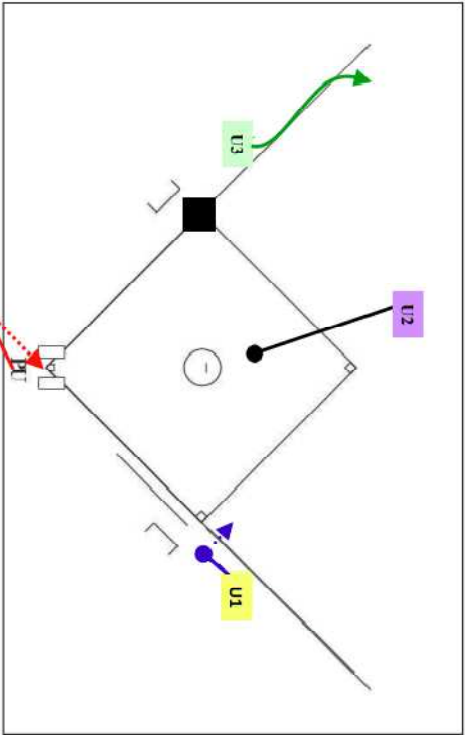
R3 ONLY **CATCHABLE** Fly Ball to U2's AOR

PU	U1	U2	U3
Clear the catcher to the left. Move deeper into foul territory to line up a possible tag up of R3 at 3 rd .	Move a 1-2 steps toward 1 st base in foul territory to see BR touch of 1 st . Move 1-2 steps into fair territory for any play at 1 st .	Goes out on a CATCHABLE BALL . Responsible for: Catch/no catch call. Must see ball fielded and thrown back to infield. Stays out until the play has ended.	Move into the working area behind pitcher's mound on C side. Responsible for: If ball is not caught BR to 2 nd , BR back into 2 nd , BR to 3 rd , and BR back into 3 rd .
Then move to the point of plate for any play that may develop at home.	Responsible for: If ball is not caught BR touch of 1 st and BR back into 1 st .		
Responsible for: R3 tag up at 3rd, R3 at home, and If ball is not caught BR at home.			



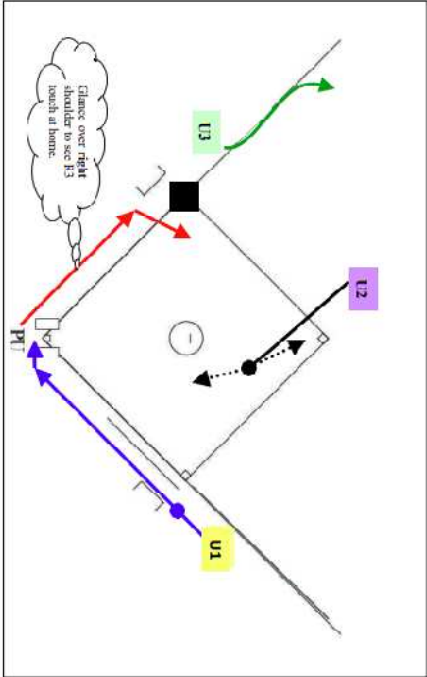
R3 ONLY **NON-CATCHABLE** Fly Ball to U2's AOR
ROTATION # 4

PU	U1	U2	U3
Clear the catcher to the left. Read U2 going out and U3 moving to 2 nd base cutoff.	Move toward 1st base in foul territory to see BR touch of 1st base.	Goes out on a NON-CATCHABLE ball.	Move into the working area behind pitcher's mound on B side.
Move toward 3 rd base in foul territory reading the ball as you travel down the line.	Pause to read forward progress of BR.	Responsible for: Ball being fielded and thrown back into infield.	Responsible for: BR back into 1st after release from U1. BR to 2 nd , and BR back into 2 nd .
Glance back to see R3 touch at home.	When BR commits to 2 nd , read movement of baseline, then move to point of the plate to set up for any play.	Stays out until the play has ended.	Must take any play at 1st after U1 has gone to the plate.
Move into the 3 rd base cutoff for any play at 3 rd .	Responsible for: BR touch of 1 st , and BR back into 1, and BR at the plate.		
Responsible for: R3 touch of home, BR to 3 rd , and BR back into 3 rd .	Responsible for: BR touch of 1 st , and BR back into 1, and BR at the plate.		
<i>Communicate to partners, "You Got 3rd!"</i>	<i>Communicate to U3, "Going Home!"</i>		



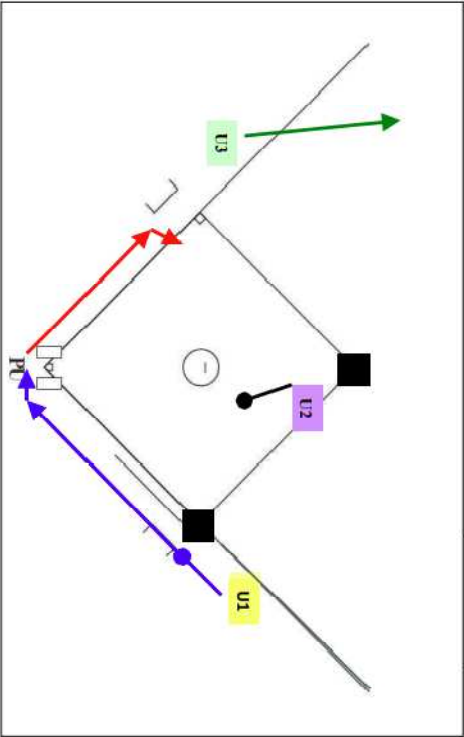
R3 ONLY **CATCHABLE Fly Ball to U3's AOR**

PU	U1	U2	U3
Clear the catcher to the left. Move deeper into foul territory to line up a possible tag up of R3 at 3 rd . Then move to the point of plate for any play that may develop at home.	Move a 1-2 steps toward 1 st base in foul territory to see BR touch of 1 st . Move 1-2 steps into fair territory for any play at 1 st .	Moves into working area on C Side. Responsible for: R3 back into 3 rd . If ball is not caught BR to 2 nd , BR back into 2 nd , BR to 3 rd , and BR back into 3 rd .	Goes out on <u>CATCHABLE BALL</u> . Responsible for: Catch/no catch call. Must see ball fielded and thrown back to infield. Stays out until the play has ended.
Responsible for: R3 tag up at 3rd, R3 at home, and If ball is not caught BR at home.			



R3 ONLY **NON-CATCHABLE** Fly Ball to U3's AOR
ROTATION # 5

PU	U1	U2	U3
Clear the catcher to the left. Read U3 going out. Move toward 3 rd base in foul territory reading the ball as you travel down the line. Glance back to see K3 touch at home. Move into the 3 rd base cutoff for any play at 3 rd .	Move toward 1st base in foul territory to see BR touch of 1st base. Pause to read for ward progress of BR. When BR commits to 2nd, read movement of PU down the 3rd baseline; then move to point of the plate to set up for any play.	Move into working area on B Side. Responsible for: BR back into 1st after release from U1; BR to 2nd, and BR back into 2 nd . Must take any play at 1st after U1 has gone to the plate.	Goes out on a NON-CATCHABLE BALL. Responsible for: Seeing ball fielded and thrown back into infield. Stays out until the play has ended.
Responsible for: K3 touch of home, BR to 3 rd and BR back into 3 rd . <i>Communicate to partners, "Yes Got 3rd!"</i>			
<i>"Going Home!"</i>			



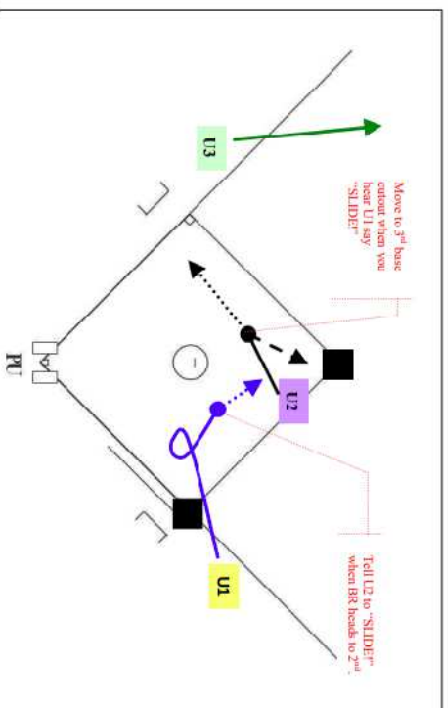
R1 & R2
ROTATION # 6
LESS THAN 2 OUTS – CATCHABLE Fly Ball to U3’s AOR

PU	U1	U2	U3
Clear the catcher to the left. Read U3 going out. Move toward 3 rd base in foul territory/reading the ball as you travel down the line. Move into the 3 rd base cutoff for any play at 3 rd .	Move toward 1 st base in foul territory to see BR touch of 1 st base. Pause to read forward progress of BR. When BR commits to 2 nd , read movement of PU down the 3 rd baseline, then move to point of the plate to set up for any play.	Step up, turn, and face the ball from the working area on the B Side. Responsible for: R2 tag up at 2nd, R2 back into 2nd, R1 to 2nd, R1 back into 2nd. If ball is not caught BR back into 1st after release from U1, BR to 2nd and BR back into 2nd. Must take any play at 1st after U1 has gone to the plate.	Goes out on the CATCHABLE BALL. Responsible for: Catch/no catch call. Must see ball fielded and thrown back to infield. Stays out until the play has ended.

Responsible for:
R2 to 3rd,
R2 Back into 3rd,
R1 to 3rd,
R1 back into 3rd,
If ball is not caught
BR to 3rd, and
BR back into 3rd.

Responsible for:
R1 tag up at 1st,
R1 back into 1st,
R2 at home,
BR touch of 1st,
If ball is not caught
BR back into 1st, and
BR at home

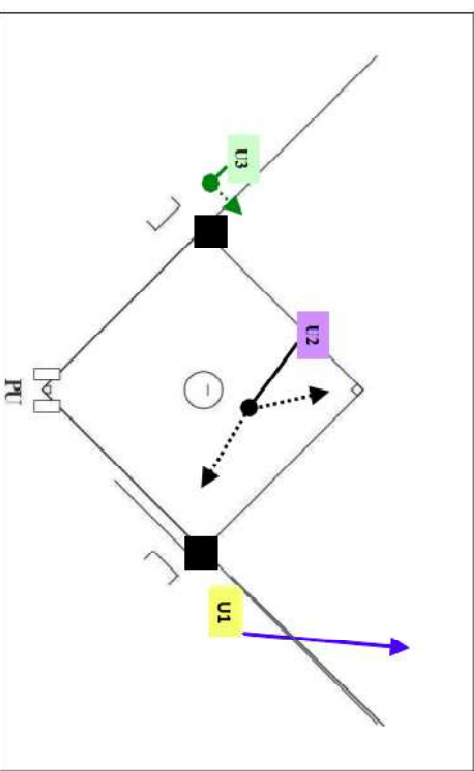
Communicate to partners, “I’ve Got
“Going Home!”
“Communicate to U2,



R1, R2
NON-CATCHABLE Fly Ball to U3's AOR
SLIDE PLAY

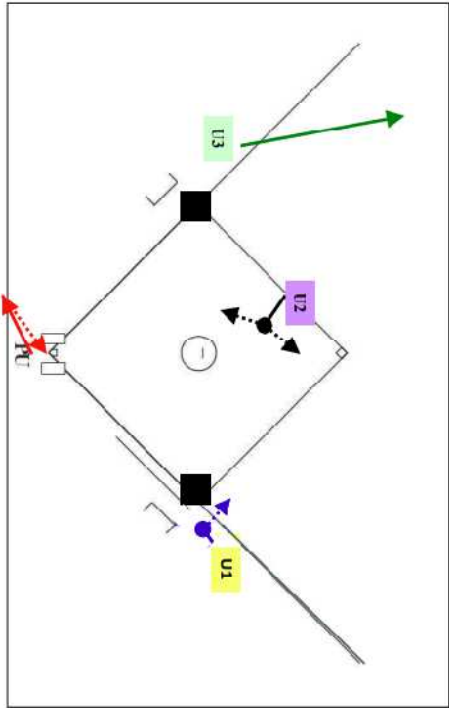
PU	U1	U2	U3
<p>Clear the catcher to the left and observe play from foul territory.</p> <p>Responsible for: R2 at home, R1 at home, and BR at home.</p>	<p>Read U3 going out on a NON-CATCHABLE ball.</p> <p>Pivot into area at 1st base cut-out to see BR touch of 1st.</p> <p>When BR heads to 2nd, communicate to U2 "SLIDE!"</p> <p>You now have all calls at 2nd base.</p>	<p>Step up, turn, and face the ball from the working area on the C Side.</p> <p>Read U3 going out on a NON-CATCHABLE ball. You have all plays at 2nd and 3rd until told to "SLIDE" by U1.</p> <p>If U1 communicates, "SLIDE", move to 3rd base cutout for all plays at 3rd.</p>	<p>Goes out on a NON-CATCHABLE ball.</p> <p>Responsible for: Ball being fielded and thrown back into infield.</p> <p>Stays out until the play has ended.</p>
	<p>Responsible for: R1 back into 1st, BR touch of 1st, BR back into 1st, and After SLIDE BR to 2nd, and BR back into 2nd.</p>	<p>Responsible for: R2 back into 2nd, R2 to 3rd, R1 to 2nd, R1 back into 2nd, R1 to 3rd, and BR to 3rd.</p>	

Note: You also have BR to 2nd if U1 does NOT tell you to SLIDE!



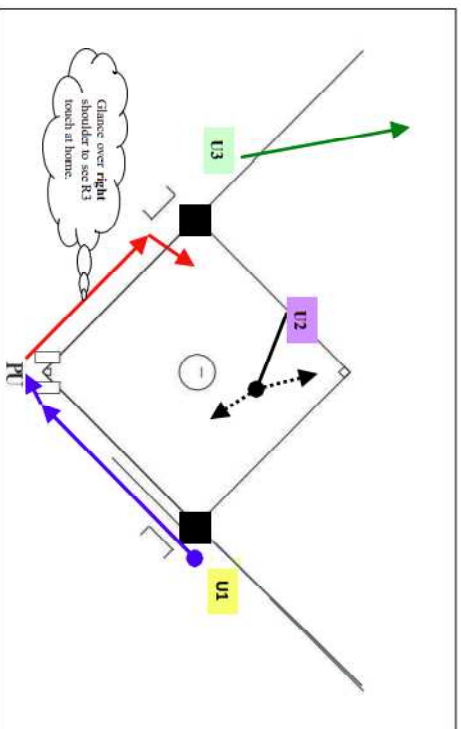
R1, R3 Fly Ball to U1's AOR

PU	U1	U2	U3
Clear the catcher to the left and observe play from foul territory.	Goes out on the ball.	Step up, turn, and face the ball from the working area on the B Side.	Move a 1-2 steps toward 3 rd base in foul territory to line up tag up of R3 with ball/fielder.
Responsible for: R3 at home, R1 at home, and <i>If ball is not caught</i> BR at home.	Responsible for: Catch/no catch call. Must see ball fielded and thrown back to infield. Stays out until the play has ended.	Responsible for: <i>R1 tag up at 1st,</i> R1 back into 1 st , R1 to 2 nd , R1 back into 2 nd , R1 touch of 1 st , BR back into 1 st , BR to 2 nd , and BR back into 2 nd .	Responsible for: <i>R3 tag up at 3rd,</i> R3 back into 3 rd , R1 to 3 rd , R1 back into 3 rd , <i>If ball is not caught</i> BR to 3 rd , and BR back into 3 rd .



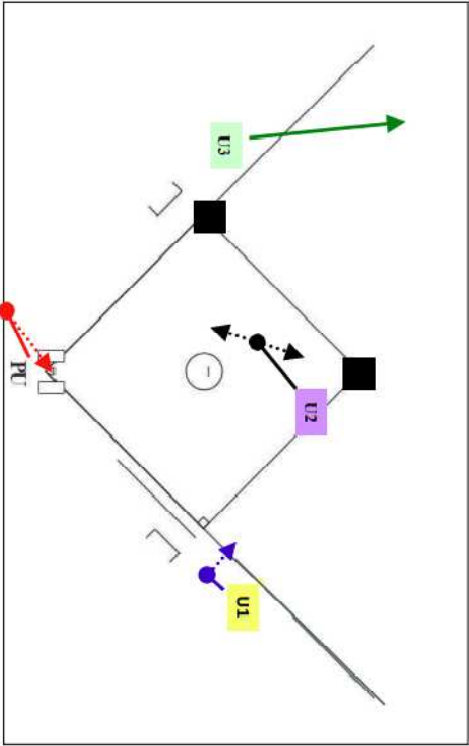
R1, R3 CATCHABLE Fly Ball to U3's AOR.

PU	U1	U2	U3
Clear the catcher to the left. Move deeper into foul territory to line up a possible tag up of R3 at 3 rd .	Move a 1-2 steps toward 1 st base in foul territory to line up to line up tag up of R1 with ball/fielder.	Step up, turn, and face the ball from the working area on the C Side.	Goes out on CATCHABLE BALL .
Then move to the point of plate for any play that may develop at home.	Then see BR touch of 1 st . Move 1-2 steps into fair territory for any play at 1 st .	Responsible for: R3 back into 3 rd , R1 to 2 nd , R1 back into 2 nd , R1 to 3 rd , and BR to 3 rd .	Responsible for: Catch/no catch call. Must see ball fielded and thrown back to infield. Says out until the play has ended.
Responsible for: R3 tag up at 3 rd , R3 at home, and R1 at home, and If ball is not caught BR at home	Responsible for: R1 tag up at 1 st , R1 at home, and If ball is not caught BR touch of 1 st , and BR back into 1 st .		



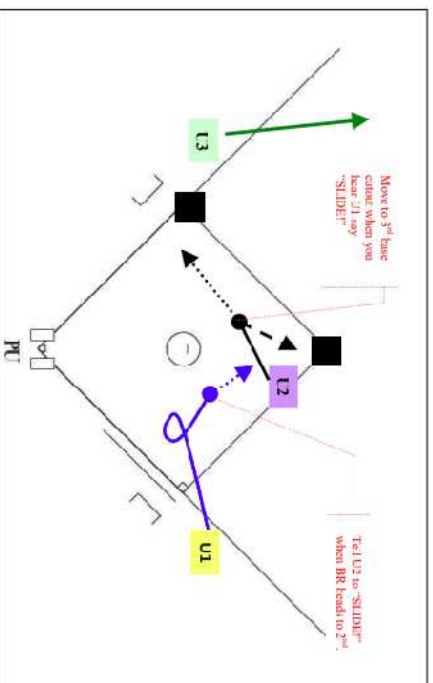
R1, R3
NON-CATCHABLE Fly Ball to U3's AOR,
ROTATION # 7

PU	U1	U2	U3
<p>Clear the catcher to the left. Read U3 going out.</p> <p>Move toward 3rd base in foul territory reading the ball as you travel down the line.</p> <p>Glance back to see R3 touch at home.</p> <p>Move into the 3rd base cutoff for any play at 3rd.</p> <p>Responsible for: R3 touch of home, R1 to 3rd, R1 back into 3rd BR to 3rd and BR back into 3rd.</p> <p><i>Communicate to partners, "We Got 3rd!"</i></p>	<p>Move toward 1st base in foul territory to see BR touch of 1st base.</p> <p>Pause to read forward progress of BR.</p> <p>When BR commits to 2nd, read movement of PU down the 3rd baseline, then move to point of the plate to set up for any play.</p> <p>Responsible for: BR touch of 1st, BR back into 1st, R1 at home, and BR at the home.</p> <p><i>Communicate to U2, "Going Home!"</i></p>	<p>Step up, turn, and face the ball from the working area on the B Side.</p> <p>Responsible for: R1 to 2nd, R1 back into 2nd, BR back into 1st after release from U1, BR to 2nd and BR back into 2nd.</p> <p>Must take any play at 1st after U1 has gone to the plate.</p>	<p>Goes out on a NON-CATCHABLE BALL.</p> <p>Responsible for: Seeing ball fielded and thrown back into infield.</p> <p>Stays out until the play has ended.</p>



R2, R3 **CATCHABLE** Fly Ball to U3's AOR

PU	U1	U2	U3
<p>Clear the catcher to the left. Move deeper into foul territory to line up a possible tag up of R3 at 3rd.</p> <p>Then move to the point of plate for any play that may develop at home.</p> <p>Responsible for: R3 tag up at 3rd, R3 at home, and R2 at home, and If ball is not caught BR at home</p>	<p>Move a 1-2 steps toward 1st base in foul territory to see BR touch of 1st.</p> <p>Move 1-2 steps into fair territory for any play at 1st</p> <p>Responsible for: If ball is not caught BR touch of 1st, and BR back into 1st.</p>	<p>Step up, turn, and face the ball from the working area on the C Side.</p> <p>Responsible for: R3 back into 3rd, R2 tag up at 2nd, R2 back into 2nd, R2 to 3rd, R2 back into 3rd, If ball is not caught BR to 2nd, BR back into 2nd, BR to 3rd, and BR back into 3rd</p>	<p>Goes out on CATCHABLE BALL.</p> <p>Responsible for: Catch/no catch call.</p> <p>Must see ball fielded and thrown back to infield.</p> <p>Stays out until the play has ended.</p>

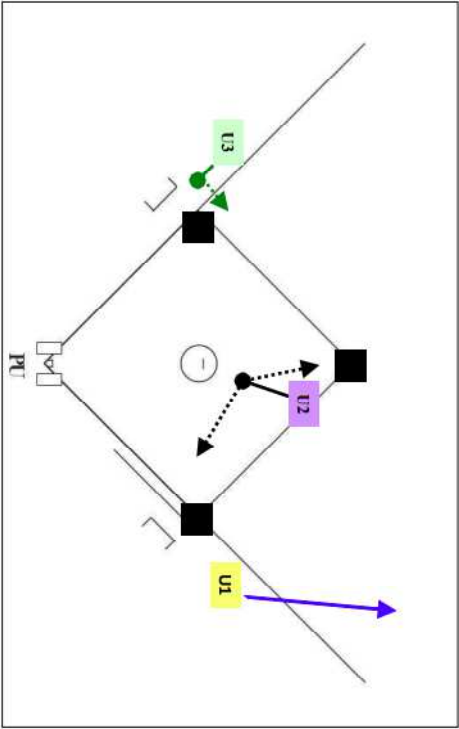


R2, R3 SLIDE PLAY

NON-CATCHABLE Fly Ball to U3's AOR,

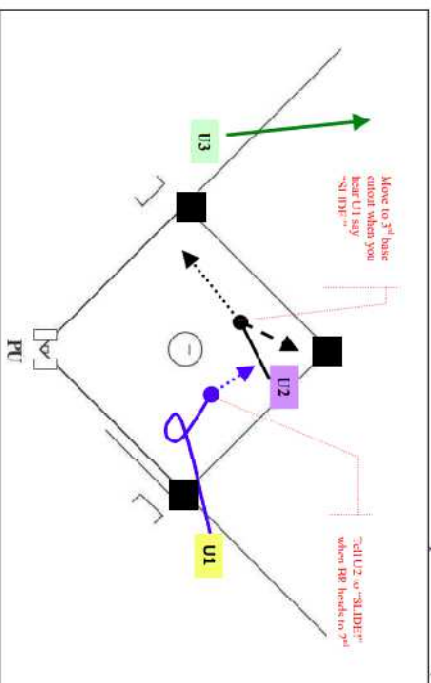
PU	U1	U2	U3
<p>Clear the catcher to the left and observe play from foul territory.</p> <p>Responsible for: R3 at home, R2 at home, and BR at home.</p>	<p>Read U3 going out on a NON-CATCHABLE ball</p> <p>Pivot into area at 1st base cut out to see BR touch of 1st.</p> <p>When BR heads to 2nd, communicate to U2 "SLIDE!"</p> <p>You now have all calls at 2nd base.</p> <p>Responsible for: R3 touch of 1st, BR back into 1st, After SLIDE BR to 2nd, and BR back into 2nd.</p>	<p>Step up, turn, and face the ball from the working area on the C Side.</p> <p>Read U3 going out on a NON-CATCHABLE fly ball. You have all plays at 2nd and 3rd until told to "SLIDE" by U1.</p> <p>If U1 communicates, "SLIDE", move to 3rd base cutoff for all plays at 3rd.</p> <p>Responsible for: R3 back into 3rd, R2 back into 2nd, R2 to 3rd, R2 back into 3rd, BR to 3rd, and BR back into 3rd.</p>	<p>Goes out on a NON-CATCHABLE ball</p> <p>Responsible for: Ball being fielded and thrown back into infield.</p> <p>Stays out until the play has ended.</p>

Note: You also have BR to 3rd if U1 does NOT tell you to SLIDE!



R1, R2, R3 Fly Ball to U1's AOR

PU	U1	U2	U3
Clear the catcher to the left and observe play from foul territory. Responsible for: R3 at home, R2 at home, R1 at home, and If ball is not caught BR at home.	Goes out on the ball. Responsible for: Catch/no catch call. Must see ball fielded and thrown back to infield. Stays out until the play has ended.	Step up, turn, and face the ball from the working area on the B Side. Read U1 going out. You have all plays at 1 st and 2 nd . Responsible for: R2 tag up at 2nd, R1 tag up at 1st, R2 back into 2 nd , R1 back into 1 st , R1 to 2 nd , If ball is not caught BR touch of 1 st , BR back into 1 st , BR to 2 nd , and BR back into 2 nd .	Move a 1-2 steps toward 3 rd base in foul territory to line up tag up of R3 with ball/fielder. Move 1-2 steps into fair territory for any play at 3 rd . Responsible for: R3 tag up at 3rd, R3 back into 3 rd , R2 to 3 rd , R2 back into 3 rd , R1 to 3 rd , R1 back into 3 rd , If ball is not caught BR to 3 rd , and BR back into 3 rd .



R1, R2, R3 **NON-CATCHABLE** Fly Ball to U3's AOR **SLIDE PLAY**

PU	U1	U2	U3
<p>Clear the catcher to the left and observe play from foul territory.</p> <p>Responsible for: R2 at home, R1 at home, and BR at home.</p>	<p>Read U3 going out on a NON-CATCHABLE ball.</p> <p>Pivot into area at 1st base cut-out to see BR touch of 1st.</p> <p>When BR heads to 2nd, communicate to U2 "SLIDE!"</p> <p>You now have all calls at 2nd base.</p> <p>Responsible for: BR touch of 1st, BR back into 1st, After SLIDE: BR to 2nd, and BR back into 2nd.</p>	<p>Step up, turn, and face the ball from the working area on the C side.</p> <p>Read U3 going out on a NON-CATCHABLE ball. You have all plays at 2nd and 3rd until told to "SLIDE" by U1.</p> <p>If U1 communicates, "SLIDE", move to 3rd base cutout for all plays at 3rd.</p> <p>Responsible for: R2 to 3rd, R2 back into 3rd, R1 to 2nd, R1 back into 2nd, R1 to 3rd, R1 back into 3rd, BR to 3rd, and BR back into 3rd.</p> <p>Note: You also have BR to 2nd if U1 does NOT tell you to SLIDE!</p>	<p>Goes out on a NON-CATCHABLE ball.</p> <p>Responsible for: Ball being fielded and thrown back into infield.</p> <p>Stays out until the play has ended.</p>